



Sport Shooting



Member of CIC – International Council
for Game and Wildlife Conservation

Box: 1614
Uitenhage 6230
chasa@telkomsa.net
www.chasa.co.za

**Confederation of Hunters
Associations of SA**

SAPS Accreditation Number 1300104

Tel: +27 41 922 5600
Cell: +27 82 523 8201
Fax: 0866 145 354

CHASA Sportskiet / CHASA Sport Shoot



www.chasaranking.co.za

CHASA Sportskiet CHASA Sport Shoot

Classification system for CHASA Sport shooters.

This is based on the USA NRA system as described in their Action Shooting rulebook. It makes allowance for shooters to compete individually against competitors at their own level of competence within a competition.

Any member of any of the affiliated member associations may take part in this competition. Shooters may also apply for **Dedicated Sport Shooting Status** when participating in this competition. The shooting table is registered with SASSF – The South African Sport Shooting Federation and competitors may be able to obtain provincial and national colours for this sport.

Any member may take part in this shoot as a normal association member or as a dedicated sports shooter

The minimum requirement to apply for the Dedicated Sport Shooting Status is as follows.

- The member must have completed the CHASA proficiency practical and theoretical exam.
- The member must have taken part in at least **two competitions** prior to applying for dedicated status.
- If the above criteria are met, the member may apply for his or her Dedicated Sport Shooting Status.
- In order to keep the status, the member must take part in at least **two shoots** per year.
- It is also required to pay the annual SASSF fee that is set by SASSF from time to time.

Annual Cycle

- The year cycle is between **1 August of a year to 31 July of the next year**.
- Acknowledgement of achievements will be announced annually at the September CHASA Board meeting.
- The member competes in the following year in the classification they ended in the last year

For the classification system to be effective the match is a standard table that can be shot at any range in the country that offers 200m. The equipment or targets are of simple design which must be duplicated by all participating associations and used at all matches. The Match is a series of **4 shoots**, consisting of **5 shots each**.

Each shoot total possible is **150 points**, so the full total is a possible **600 points**. All scores shot at association, provincial or national competitions must be forwarded to CHASA, who will compile and maintain classification records.

The classification Rules;

Classification	% of Grand Total	Points	Grand Total
High Master	99%	594 and above	600
Master	96-98.99%	576 to 593	600
Expert	90-95.99%	540 to 575	600
Sharp Shooter	80-89.99%	480 to 539	600
Marksman	Below 79.99%	Up to 479	600

Establishing a First Classification

A competitor will be officially classified by the association/CHASA when the total score for a minimum of 20 rounds has been posted. (1 competition)
The entry level for all first time competitors is Marksman.

Re- classification – Upwards

A competitor will automatically be re-classified after a maximum of 40 shots (2 competitions) to the level determined by the average of the 2 shoots.

Re-classification – Downwards

A competitor can request in writing to be re-classified downwards after 100 shots (5 competitions) to the level determined by the aggregate of the 5 shoots.

RE-CLASSIFICATION DOWNWARD MAY ONLY BE DONE AT THE END OF A YEAR CYCLE

Note.

If after re-classification downward, a competitor regains his original vacated level, he/she will not again be re-classified below the latter.

Categories of Participation

Rules for participation and Recognition

Description	Normal Members (Non Dedicated Sportsman Status)	Dedicated Sportsman Status
Criteria	Any member of good standing that have participated in two or more shoots for a particular year cycle	Any member in good standing with both the member association and SASSF and who has a Dedicated Sport Status and have participated in two or more shoots for a particular year cycle
Provincial Shoots	Shoots are held in any province by the hunting associations in that province and these shoots takes place at association level and scores count towards the association	A member can participate in any shoot and in any province but will shoot as a member of the province where he/she resides in and the scores would count towards the province of residence
Year Cycle	01 August to 31 July of each year	01 August to 31 July of each year

Categories	Men Woman Juniors	Any man 19 years and older on 1 Aug of that year Any woman 19 years and older on 1 Aug of that year Any junior who is 18 and younger on 1Aug of that year	Men Woman Juniors	Any man 19 years and older on 1 Aug of that year Any woman 19 years and older on 1 Aug of that year Any junior who is 18 and younger on 1Aug of that year
	Any member competes in the class as at 1 August of the particular year for the rest of the year cycle			
Class	.22 and larger Centre Fire Rifles			
	Standard Class	Centre Fire Rifle <ul style="list-style-type: none"> Any center fire rifle with scope magnification may not be set higher than 12X (where a higher magnification scope is used, it must be turned down to 12X) Crown measurement max 22mm Barrel length max 621mm 		
	Open Class	Center Fire Rifle <ul style="list-style-type: none"> Any scope magnification Any barrel thickness Any barrel length 		
	Semi Auto Centre Fire Rifle	Any Centre Fire Semi Auto Rifle		
	.22 Rim Fire Rifles (LR)			
	Standard Class	Rim Fire Rifle (LR) <ul style="list-style-type: none"> Any (LR) rim fire rifle with scope magnification may not be set higher than 12X (where a higher magnification scope is used, it must be turned down to 12X) Crown measurement max 22mm Barrel length max 621mm 		

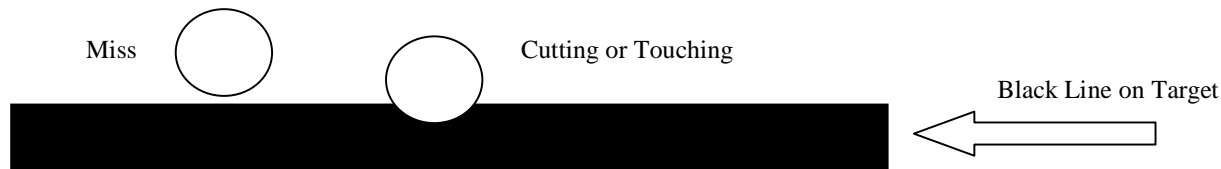
	Open Class	<ul style="list-style-type: none"> Any (LR) rim fire rifle with any scope magnification Any barrel thickness Any barrel length
	Semi automatic rim fire rifles	<ul style="list-style-type: none"> Any Semi-Automatic (LR) rim fire rifle. Any scope magnification
	Handgun	
	Open	Any Hunting Handgun as per die minimum criteria set out for handgun hunting
Recognition	<p>Certificates to be awarded for the top three national scores as follows Men, Woman and Juniors For each classification (<i>refer to classification table</i>) For each Category of firearm</p> <p><i>Refer to the classification rules to determine top positions</i></p>	<p>Provincial colors and a medal are awarded on a provincial basis for: Top 5 – Men Top 3 – Woman Top 3 – Juniors</p> <p><i>Refer to the classification rules to determine top positions</i></p>
Mean Qualification Standard	<ul style="list-style-type: none"> Participated in a minimum of two shoots per category for a particular year cycle For any class to come into consideration for recognition, a minimum of 6 participants per category per province per year cycle must have participated and meet the minimum requirements of at least two shoots Recognition is done on the basis of the classification you end with for a particular year cycle 	<ul style="list-style-type: none"> Participated in a minimum of two shoots for a category for a particular year cycle per province Average of the two top scores for a particular year cycle must be above 540. High Master, Master and Expert For any class to come into consideration for recognition, a minimum of 6 participants per category per province per year cycle must have participated and meet the minimum requirements of at least two shoots

Patching of all paper targets on shoots 1, 2 and 3.

It is suggested that **frosted cello tape** or the **clear patches** available from CHASA be used to patch bullet holes to avoid target areas being obscured by patches, and also to try and prevent competitors from using a cluster of patches as an aiming point. This method also allows for targets to be put up and not changed for every detail.

Rules:

- 1) Starting with the bolt closed/down is considered a safety infringement and will result in disqualification from that shoot.
- 2) Cheating or unsportsmanlike behavior – disqualification.
- 3) Shooting on a competitors target will result in no score for the shots so fired by the transgressor.
- 4) Extra shots fired on a competitors target in error by another competitor will be scored as follows;
 - a. If the calibers are the same and the holes can not be differentiated, then the competitor benefits by the highest 5 scoring shots accruing to his score.
 - b. If the calibers are different and can be determined as such by the scorer, then those shots do not count and the 5 shots fired by the individual are used for his/her score.
- 5) If a competitor through his own error fires more than the required number of shots, he will be scored the required number of hits of the lowest values.
- 6) Any shot **cutting or touching** a scoring line is given the higher value.
- 7) Any shots **cutting or touching** the outside of the animal line where the score on the inside of the line is minus will be scored as a minus.



- 8) Any shots fired over the time limit will incur a penalty equal to the highest score (30 points) per shot so fired.
- 9) Coaching is prohibited during a competition.
- 10) Unsafe or incompetent firearm handling – disqualification.
- 11) Standard range safety rules must not be infringed.

Decisions on Ties

If a tie score is posted by competitors in one of the shoots, the winner is decided as follows;

- a) the person with the most “V-bulls” or highest scoring rings in that shoot is the winner, or,
- b) if there is still a tie then the total overall number of “bulls” or highest scoring rings shot by the competitors in all the shoots determines the winner.

If a tie is posted over the entire match, then proceed as in B above, if there is still a tie, then the Match Director is to arrange a shootout on the plates (Shoot 4), reducing the time on each consecutive string by 15 seconds until a winner is determined.

Shoot Equipment.

As per rules in different categories.

Table of results

Each competitor must have his scores totalled to reflect his score out of 600 points.

It is of utmost importance to note the amount of V-Bulls as this is used to determine the winners in the event of a tie. Refer to **Decisions on Ties** above

An example score sheet is attached

Animal Targets Scoring Template

Target No	Name	Head x 30	Heart x 30	Neck x 20	Lung x 15	Head Kwes x -15	Body Kwes x -10	Penalty x -30	V Bulls	Total	Signature

Gong Range Scoring Template

Name	Gong 1 x 30	Gong 2 x 30	Gong 3 x 30	Gong 4 x 30	Gong 5 x 30	Penalty x -30	Total	Signature

Template to be used when submitting Scores to CHASA

MEMNO	IDNo	Firstname	SURNAME	Dedicated Sportman	Province	Class	Shoot No	Category	EventDate	Branch	Event	Description	Calibre	Event Total	Score	Vbulls

Please note the following


- **MemNo and ID** – to be used to uniquely identify the member
- **Dedicated Sportman** – Must be marked if the participating member is a dedicated sportsman for his scores to be recognized
- **Province** – This must be supplied for dedicated sport shooters. The province is the province where the member resides and NOT the province where the shoot takes place
- **Class** –
 - 1 – Centre Fire Open
 - 2 – Centre Fire Semi Auto
 - 3 – Centre Fire Standard
 - 4 – Rim Fire Open
 - 5 – Rim Fire Semi Auto
 - 6 – Rime Fire Standard
 - 7 – Hunting Handgun
- **Category** –
 - Men
 - Woman
 - Juniors
- **Branch** – Association name
- **Event and Description** - Can be used to describe the shoot. Could refer to the sponsor name, range name or branch shoot
- **Score** - The finishing score for the shoot
- **Vbulls** - This must be indicated and when scoring the scorers must count the Vbulls. It is used in case of a tie and if omitted, can disadvantage the member

Please Note

The targets as shown below must be used. No other targets will be accepted

CHASA Skiet Tabel

Springbok



Eerste skiet – 5 rondtes

Senterslag -Teiken – CHASA Springbok teiken

.22 Teiken – 35% van senterslag

Afstand – Senterslag (200m) / .22 (70m)

Toerusting – blok (200x200x400) op grond.

Tyd – 180 sekondes met klanksein begin en einde (3 minute).

Klanksein moet vir tenminste 2 sekondes gehoor kan word

Prosedure

Skut kan die blok met 'n baadjie of iets soortgelyk toemaak om gewere teen skade te beskerm. Geen twee-pote of soortgelyke bybehore mag gebruik word nie.

Normale geweer dra-bande mag gebruik word indien verkies.

Laai magasyn en lê gewere neer op die blok met die slot oop. Skuts staan agter die lyn. Op die sein gaan skuts af na die lê-posisie en tel die geweer op en skiet 5 skote na die teiken in die aangeduide tyd.

Telling

Brein – 30 punte

Hart – 30 punte

Nek – 20 punte

Long – 15 punte

Bek – minus 15 punte


Pens – minus 10 punte

Enige ander plek op die bok binne die lyn – minus 10 punte. Sien reël 6 en 7

`n Totale mis skoot, horings en ore tel nul

Skote geskiet buite die aangeduide tyd – minus 30 punte.

Rooibok



Tweede skiet – 5 rondtes

Senterslag Teiken – CHASA Rooibok teiken

.22 Teiken – 40% van Senterslag

Afstand – Senterslag (100m) / .22 (40m)

Toerusting – 30 mm besemstok 900 mm lank met 50 mm spyker in een punt.

Tyd – 120 sekondes met klanksein begin en einde (2 minute). Klanksein moet vir tenminste 2 sekondes gehoor kan word

Prosedure

Laai magasyn en lê gewere neer op die blok met die slot oop. Skuts staan agter die lyn .

Op die sein gaan skuts af na die sit of kniel posisie en tel die gewere op en skiet 5 skote na die teiken in die aangeduide tyd.

Die stok **kan** vir steun gebruik word indien verkies. Normale gewere dra-bande mag gebruik word indien verkies.

Telling

Brein – 30 punte

Hart – 30 punte

Nek – 20 punte

Long – 15 punte

Bek en langs die brein – minus 15 punte

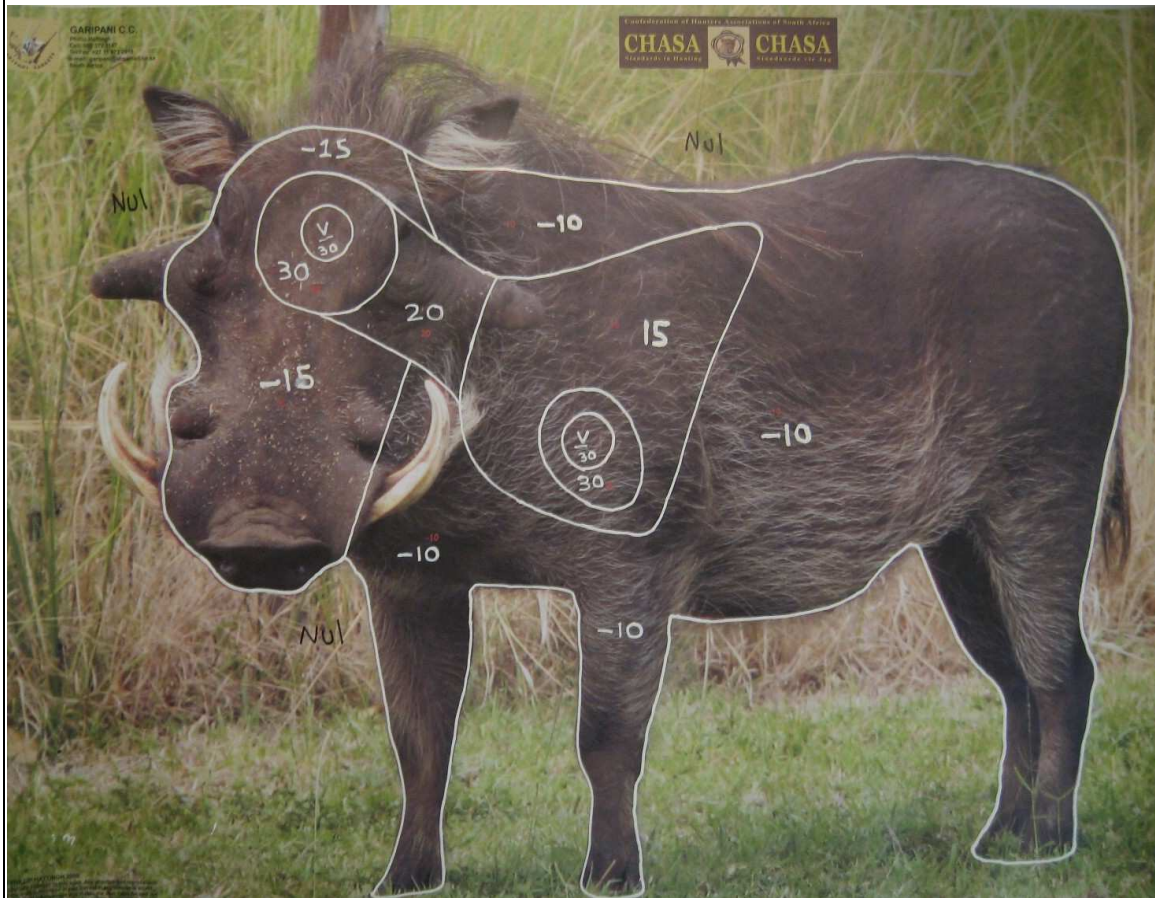
Pens – minus 10 punte

Enige ander plek op die bok binne die lyn – minus 10 punte. Sien reël 6 en 7

`n Totale mis skoot horings en ore tel nul.

Skote geskiet buite die aangeduide tyd – minus 30 punte.

Vlakvark



Derde skiet – 5 rondtes

Senterslag Teiken – CHASA Vlakvark teiken

.22 Teiken – 40% van Senterslag

Afstand – Senterslag (35m) / .22 (20m)

Toerusting – niks.

Tyd – 45 sekondes met klanksein begin en einde (45 sekondes). Klanksein moet vir tenminste 2 sekondes gehoor kan word

Prosedure

Skuts staan agter die lyn met 'n gelaaide magasyn en een patroon in die kamer, slot op en loop 45 grade na die grond in die rigting van die teiken.

Op die sein neem skuts die staan-posisie in en skiet 5 skote na die teiken in die aangeduide tyd. Normale geweer dra-bande mag gebruik word indien verkies.

Telling

Brein – 30 punte

Hart – 30 punte

Nek – 20 punte

Long – 15 Punte

Bek – minus 15 punte

Pens en Boud – minus 10 punte

Enige ander plek op die bok binne die lyn – minus 10 punte. Sien reël 6 en 7

'n Totale mis skoot, ore, regs en linker vrat en tand, tel nul.

Skote geskiet buite die aangeduide tyd – minus 30 punte.

Ghongskiët

Senterslag

Vierde skiet – 5 rondtes

Teiken – 5 gongs, 200 mm in deursnit.

Afstand – Teiken 1: 150m; 2: 175m; 3: 200m; 4: 185m en 5: 200m.

Toerusting: blok (200x200x400) op grond.

Tyd – 120 sekondes (2 minute).

Prosedure

Skut kan die blok met 'n baadjie of iets soortgelyks toemaak om die geweer te beskerm.

Geen twee-pote word toegelaat nie.

Laai magasyn en lê gewere neer op die blok met die slot oop. Skuts staan agter die lyn .

Op die sein gaan skuts af na die lê-posisie en tel die geweer op en skiet 5 skote na die teikens in die aangeduide tyd, streng in

volgorde van links na regs, nommer 1 tot 5.

Slegs **een skoot** word **per teiken** geskiet.

Normale geweer dra-bande mag gebruik word indien verkies.

Telling

Raakskoot – 30 punte.

Misskoot – 0 punte.

Teiken uit volgorde – 0 punte.

Skoot na afloop van die aangeduide tyd – minus 30 punte.

.22

Range – Target 1 @50m, 2@60m. 3@75m, 4@65m and 5@75m placed from left to right.

Target Equipment - Steel gongs suspended on rubber belting on the diamond.

Gong sizes all 100mm x 100mm diameter, painted with a visible color eg white.

Shooting aid - concrete building block (approx. 200 x 200 x 400) placed on the ground

Time – 120 sec

Procedures and Scores: Same as for Centre Fire Rifles outlined above.